

NEVER BE THE CROWD



2012








Drumsets

Black Panther.....	2
myDentity	10
Saturn SE	12
Saturn	14
Meridian Maple	18
Horizon Birch.....	22
Horizon "Big City Kit"	25
Voyager	26

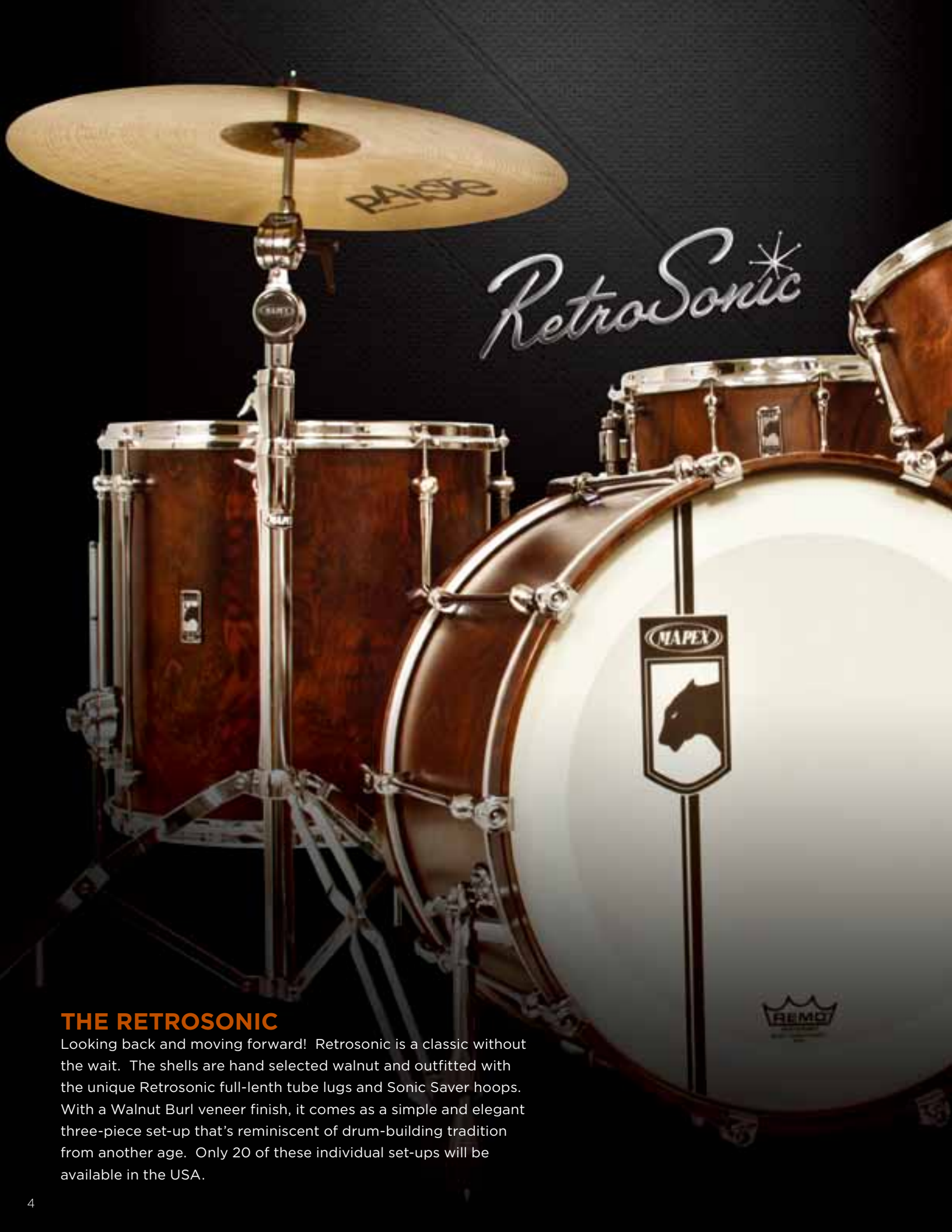
Snares

Black Panther.....	30
MPX, Mapex.....	36
Hardware	38-51
Accessories.....	52



The Black Panther Collection includes drum sets that are each designed with a unique personality and sound originating from their snare drum predecessors. From the wood selection and bearing edge cut to the lug design and shell finish...each kit is a hand-made work of art that is suited for specific tastes. Don't look to find Black Panther drums with a variety of finishes like all the other professional drums out there... because it isn't gonna happen. With Black Panther...no corners are cut or compromises made.





RetroSonic

THE RETROSONIC

Looking back and moving forward! Retrosonic is a classic without the wait. The shells are hand selected walnut and outfitted with the unique Retrosonic full-length tube lugs and Sonic Saver hoops. With a Walnut Burl veneer finish, it comes as a simple and elegant three-piece set-up that's reminiscent of drum-building tradition from another age. Only 20 of these individual set-ups will be available in the USA.



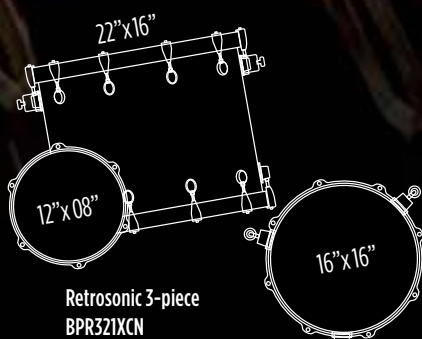
All Black Panther Retrosonic column lugs are hand-tooled stainless steel.



The 1:9 rounded bearing edge ensures optimum sound because the drumhead seats at the furthest outer point of the shell allowing the drumhead to vibrate at its fullest.



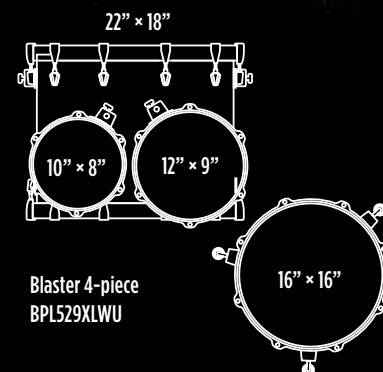
The Mapex Sonic Saver™ hoop is another important ingredient to the Black Panther drum's total sound. The shape of the hoop helps further focus the overall sound. The unique shape of the hoop creates a profile that reduces wear and tear to both sticks and hands while dramatically enhancing the response and feel of every rimshot. The 2.3mm Sonic Saver hoop successfully bridges the gap between flanged and die cast hoops.





THE BLASTER

Like the name implies, Blaster packs a punch. The precise combination of shell design, shell materials, hoops and heads give the Blaster an extremely focused sound that can cut through a wall of sound. We started with a thin traditional 5.1mm American maple shell, added a 3.4mm walnut sound shaping ring to create a beautifully dark undertone. A 5:5 bearing edge with a rounded back cut process produces a quick and loud response with a fast decay.





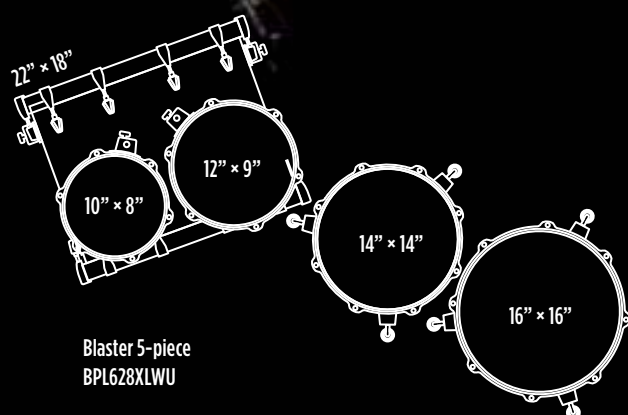
Traditional thin maple shells are known for their warm sound. Adding a walnut sound focus ring focuses the overall sound and adds a rich dark undertone to the maple.



The 5:5 rounded bearing edge places the head contact point in the middle of the shell, making for a perfect balance between head sound, shell vibration and overall volume and resonance.



The Mapex Sonic Saver™ hoop is another important ingredient to the Black Panther drum's total sound. The shape of the hoop helps further focus the overall sound. The unique shape of the hoop creates a profile that reduces wear and tear to both sticks and hands while dramatically enhancing the response and feel of every rimshot. The 2.3mm Sonic Saver hoop successfully bridges the gap between flanged and die cast hoops.



Blaster 5-piece
BPL628XLWU

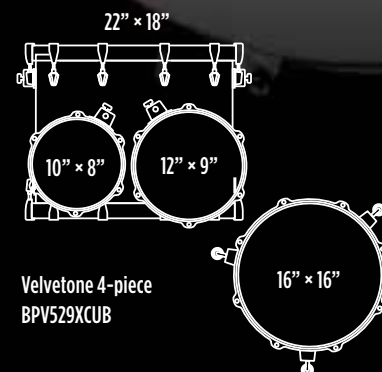


SCAN FOR INFORMATION



THE VELVETONE

Mapex has a long history of successfully combining different wood materials to make great sounding drum shells. The Velvetone brings this tradition to new heights with a new maple and walnut shell formula. Rich and dark 3.4mm walnut plies act as a low-end buffer between warm interior and exterior maple plies. A specially selected 1:9 bearing edge allows the Remo Ambassador Suede drumheads to resonate fully. The result is a drum that can whisper when needed, but can also roar at a moment's notice.






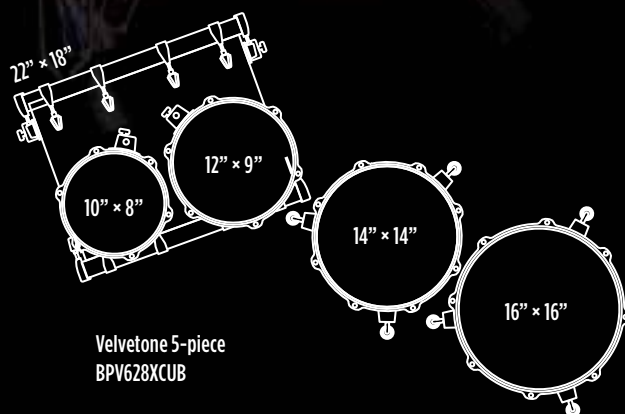
For a sound this special, using an “off the shelf” head was not an option. After hours of playing and recording, Mapex chose the Remo® Ambassador Suede drumhead. This head offers incredible response and provides a feel that many have described as “heavenly.”



The marriage of American maple and walnut brings to life a shell that reacts quickly, loud and long. To further ensure optimum sound, an extended 1:9 bearing edge is used on the shell. The drumhead seats at the furthest outer point of the shell allowing the drumhead to vibrate at its fullest.



The Mapex Sonic Saver™ hoop is another important ingredient to the Black Panther drum's total sound. The shape of the hoop helps further focus the overall sound. The unique shape of the hoop creates a profile that reduces wear and tear to both sticks and hands while dramatically enhancing the response and feel of every rimshot. The 2.3mm Sonic Saver hoop successfully bridges the gap between flanged and die cast hoops.



Velvetone 5-piece
BPV628XCUB



MyDentity[™]

516,837,888 possible kits... trust us, we counted. If you're looking for a custom drumset that will start conversations with the sound guy, without breaking your already broken wallet, here is MyDentity. Design every aspect of your drumset and develop what will soon be known as YOUR kit. What's that? Of course it's for real. Go online, build yours and see for yourself.



The MyDentity Identity



Choose Between Maple or Birch Shells



I.T.S. Isolated Tom Mounting System

Available Sizes

SNARES		MOUNTED TOMS		FLOOR TOMS		BASS DRUMS	
10x5.5	14x5.5	8x6	12x8	14x12	16x14	18x16	22x20
12x6	14x6	8x7	12x9	14x14	16x16	20x18	24x18
13x6	14x7	10x7	13x9	15x13	18x16	20x20	26x16
		10x8	13x10	15x15		22x18	
		12x7					

516,837,888 possible kits, design yours in less than 10 minutes.

www.mapexdrums.com/myidentityUSA

NOTE: The MyDentity Program is only available in the United States and through authorized Mapex retailers.



SATURN SE

WHERE BEAUTY MEETS THE BEAST

The Special Edition Saturn Birch/Walnut is an extension and addition to the distinctive Saturn sound. Mapex has taken the rich sonic characteristics of walnut and combined them with the bright and articulate punch of birch. The result is a drum shell that projects the perfect fusion of depth and clarity.



SATURN 5PC "STUDIOEASE" SHELL PACK (SWR628XBKN)

Ocean Wave Fade, 22" x 18" Bass Drum No mount, 10" x 08" & 12" x 09" Toms, 14" x 14" & 16" x 16" Floor Toms, Floor Tom Legs (x6), TH684 (x2), AC910 (x2). Shown with 750A series hardware. Hardware and cymbals sold separately.

SHELL FINISH OPTIONS



BO – Moss Green Over Figured Maple



TY – Wine Burst Over Figured Maple



WA – Walnut Fade Over Figured Maple

ADDITIONAL APPOINTMENTS

- » 7.8mm, 7ply Bass Drum Shells, 7.1mm, 7ply Tom and Snare Shells
- » Figured Maple Veneer Exterior
- » Black Nickel Chrome Hardware
- » Isolated Mounting System – Toms, Floor Toms and Bass Drums
- » Spring Loaded Floor Tom Legs
- » Single-Point-of-Contact Lugs
- » 2.3mm Power Hoops
- » Remo Emperor Clear Batter Drumheads
- » Remo P3 Batter Bass Drumheads

SATURN SERIES

THE UNMISTAKABLE SOUND IN DRUMS

Created to perform in any music genre, the Mapex Saturn is ideal for all professional music applications, both live and in the studio. Saturn is available in a wide variety of shell packs with a multitude of components. With its unique thin maple and walnut shell, Saturn produces deep, rich tone recognized by thousands of players as the Mapex Sound!



SATURN 6PC "STUDIOEASE" SHELL PACK (SW628SUCWT)

Transparent Walnut, 22" x 18" Bass with Mount, 10" x 08" & 12" x 09" Toms, 14" x 14" & 16" x 16" Floor Toms, 14" x 5.5" Snare, Floor Tom Legs (x6), TH682.

Shown with 750A series hardware. Hardware and cymbals sold separately.



SATURN 4PC SRO SHELL PACK (SW529XUCIL)

Silver Sparkle, 22" x 18" Bass with Mount, 10" x 08" & 12" x 09" Toms, 16" x 16" Floor Tom, No Snare, Floor Tom Legs (x3), TH682. Snare, hardware and cymbals sold separately.

ADDITIONAL APPOINTMENTS

- » 7.5mm, 8ply, Maple/Walnut Bass Drum Shells, 5.1mm, 6ply, Maple/Walnut Tom & Snare Shells
- » Eight-Coat, Hand Applied Lacquer Finishes, Chrome & Black Nickel Chrome Hardware
- » Isolated Mounting System – Toms, Floor Toms, Bass Drums
- » Spring Loaded Floor Tom Legs
- » Removable Tom Holder Base Mount
- » Single-Point-of-Contact Lugs
- » 2.3mm Power Hoops
- » Remo Emperor Clear Batter Drumheads
- » Remo P3 Batter Bass Drumheads



SATURN 6PC PLUS BASS 22 SHELL PACK (SW728XUCRT)

Transparent Cherry Burst, 22" x 20" Bass Drum No Mount, 08" x 07", 10" x 08" & 12" x 09" Toms, 14" x 12" & 16" x 14" Floor Toms, No Snare, Floor Tom Legs (x6), TS960A, TS500.

Shown with 750A series hardware. Hardware, snare and cymbals sold separately.

CONFIGURATION	HW COLOR	BASS DRUM	TOM TOMS	FLOOR TOMS	SNARE DRUM	TOM HOLDER	TOM STAND
Plus Bass Fusion Pop 22 – SW728XU	Chrome	22" x 20"	08" x 07", 10" x 08", 12" x 09"	14" x 12", 16" x 14"			TS960A, TS500
Studioease – SW628SUC	Chrome	22" x 18"	10" x 08", 12" x 09"	14" x 14", 16" x 16"	14" x 5.5"	TH682	
Standard – SW525XU	Chrome	22" x 18"	12" x 09", 13" x 10"	16" x 16"		TH682	
SRO Pop/Rock – SW529XUC	Chrome	22" x 18"	10" x 08", 12" x 09"	16" x 16"		TH682	
Jazz – SW504XUC	Chrome	20" x 18"	10" x 08", 12" x 09"	14" x 14"		TH682	
The Beast – SW448XU	Chrome	24" x 18"	12" x 09"	16" x 16"		TH684, AC910	

BASS DRUM		TOM TOM		FLOOR TOM		SNARE DRUM	
SWB1814UC/BN	18" x 14"	SWT807UC/BN	08" x 07"	SWF1414UC/BN	14" x 14"	SWS3550UC/BN	13" x 5.5"
SWB2014UC/BN	20" x 14"	SWT808UC/BN	08" x 08"	SWF1513UC/BN	15" x 13"	SWS4550UC/BN	14" x 5.5"
SWB2016UC/BN	20" x 16"	SWT1008UC/BN	10" x 08"	SWF1616UC/BN	16" x 16"	SWS4650UC/BN	14" x 6.5"
SWB2018UC/BN	20" x 18"	SWT1009UC/BN	10" x 09"	SWF1816UC/BN	18" x 16"	SWS4700UC/BN	14" x 07"
SWB2020CA/BN	20" x 20"	SWT1208UC/BN	12" x 08"				
SWB2218UC/BN	22" x 18"	SWT1209UC/BN	12" x 09"				
SWB2220UCA/BN	22" x 20" No Mount	SWT1310UC/BN	13" x 10"				
SWB2420UC/BN	24" x 20" No Mount	SWT1412UC/BN	14" x 12"				
SWGB1816UC/BN	18" x 16" Gong Bass						

UC: Chrome / BN: Black-Nickel Chrome

SHELL FINISH OPTIONS



Arctic White - (OW)



Transparent Black - (TB)



Sterling Sparkle - (IL)



Transparent Cherry Red - (CY)



Gloss Natural - (NL)



Transparent Walnut - (WT)



Supernova Red Burst - (SV)



Galaxy Burst - (TJ)



Ocean Blue Sparkle - (OP)



Root Beer Burst - (TX)



Green Apple Burst - (TG)



Blue Galaxy Sparkle - (TT)




Transparent Cherry Burst - (RT)



Cherry Sparkle - (RL)



Saturn can be ordered with chrome (C) or black-nickel (BN) plated hardware.



MERIDIAN MAPLE

STILL LEADING THE WAY

Meridian Maple uses the lightweight Isolated Tom Mounting System allowing for precise tom positioning without sacrificing the resonance or sustain of the drums. The 100% maple shells produce a full range of tone and attack suitable for all musical styles. All Meridian Maple sets are offered in shell pack form and can easily be coupled with one of many Mapex hardware packages.



MERIDIAN MAPLE 5PC "BIG ROCK 22" SHELL PACK (MP528SJAGA)

Galaxy Sparkle Fade, 22" x 20" Bass Drum no Mount, 12" x 09" Tom, 14" x 14" & 16" x 16" Floor Toms, 14" x 06" Snare, Floor Tom Legs (x6), TH684 (x1), AC910 (x1).

Shown with 750A series hardware. Hardware and cymbals sold separately.

SHELL FINISH OPTIONS



CY – Transparent Cherry Red



NL – Gloss Natural



PB – Polished Black



SV – Supernova Burst Lacquer

ADDITIONAL APPOINTMENTS

- » 7.2mm, 7ply Maple Bass Drum Shells, 5.8mm, 7ply, Maple Tom & Snare Shells
- » Hand Applied Lacquer Finishes
- » Chrome Hardware and Black Coated Hardware
- » Isolated Mounting System
- » Spring Loaded Floor Tom Legs
- » Single-Point-of-Contact Lugs
- » 2.3mm Power Hoops
- » Instructional Setup DVD Included
- » Remo Coated Batter Drumheads Single Ply



MERIDIAN MAPLE 4PC “ROCK 24” SHELL PACK (MP446SJABPB)

Polished Black Lacquer, 24” x 16” Bass Drum no Mount, 12” x 09” Tom, 16” x 16” Floor Tom, 14” x 06” Snare, Floor Tom Legs (x3), TH684 (x1), AC910 (x1).

Shown with 700 series hardware. Hardware and cymbals sold separately.

CONFIGURATION	BASS DRUM	TOM TOMS	FLOOR TOMS	SNARE DRUM	TOM HOLDER
SRO Pop/Rock – MP529SJA	22" x 18"	10" x 08", 12" x 09"	16" x 16"	14" x 06"	TH684 (x2) AC910 (x2)
Big Rock 22 – MP528SJA	22" x 20"	12" x 09"	14" x 14", 16" x 16"	14" x 06"	TH684 (x1) AC910 (x1)
The Smasher – MP509FSJA	20" x 20"	10" x 07", 12" x 08"	16" x 14"	13" x 06"	TH684 (x2) AC910 (x2)
Rock 24 – MP446SJA	24" x 20"	12" x 09"	16" x 16"	14" x 06"	TH684 (x1) AC910 (x1)

BASS DRUM		FLOOR TOM		TOM TOM	
MPB2016AJC/B	20" x 16"	MPF1412JC/B	14" x 12"	MPT807JC/B	08" x 07"
MPB2218AJC/B	22" x 18"	MPF1414JC/B	14" x 14"	MPT808JC/B	08" x 08"
MPB2420AJC/B	24" x 20"	MPF1616JC/B	16" x 16"	MPT1008JC/B	10" x 08"
		MPF1616JC/B	18" x 16"	MPT1209JC/B	12" x 09"
				MPT1310JC/B	13" x 10"
				MPT1412JC/B	14" x 12"


C: Chrome / B: Black-Coated



MERIDIAN MAPLE 5PC "THE SMASHER" SHELL PACK (MP509SJABSV)

Supernova Burst, 20" x 20" Bass Drum no Mount, 10" x 07" & 12" x 08" Toms - 12" x 08" Tom, 16" x 14" Floor, 13" x 06" Snare, Floor Tom Legs (x3), TH684 (x2), AC910 (x2).

Hardware and cymbals sold separately.



HORIZON BIRCH

START LIVING THE DREAM

The Mapex Horizon Birch Series has cutting edge features and sound quality that go unrivaled. No matter what musical style or venue, the birch and poplar high-gloss lacquer shells deliver the rich tones your music needs. The Horizon HZB Series comes complete with the Mapex exclusive Isolated Tom Mounting System (ITS), a steel-hammered snare drum, Remo drum heads and instructional setup DVD.



HORIZON BIRCH 7PC SHELL PACK (HZB728SJBWT)

Transparent Walnut, 22" x 18" Bass Drum with Mount, 08" x 07", 10" x 08" & 12" x 09" Toms, 14" x 14" & 16" x 16" Floor Toms, 14" x 5.5" Hammered Steel MPX Snare, Floor Tom Legs (x6), TH657, AC904 Clamp, 6701-024 L Arm.

Hardware packs and cymbals sold separately.

SHELL FINISH OPTIONS



CY – Transparent Cherry Red



RY – Rattan Yellow



MB – Transparent Midnight Black



WT – Transparent Walnut

ADDITIONAL APPOINTMENTS

- » 7.2mm, 6ply, Birch/Poplar Bass Drum, Tom & Snare Shells
- » Lacquer Finishes
- » Chrome Hardware and Black Coated Hardware
(Check website/pricelist for available combinations)
- » 14" x 5.5" Hammered Steel MPX Snare Drum
(Except for HZB581X)
- » Isolated Mounting System
- » Single-Point-of-Contact Lugs
- » 1.5mm Steel Flanged Hoops
- » Instructional Setup DVD Included
- » Remo UX Drumheads



HORIZON BIRCH 6PC SHELL PACK - 2 DOWN (HZB628SJBSI)

Transparent Sapphire Fade, 22" x 18" Bass Drum with Mount, 10" x 08" & 12" x 09" Toms, 14" x 14" & 16" x 16" Floor Toms, 14" x 5.5" Hammered Steel MPX Snare, Floor Tom Legs (x6), TH657. Cymbals sold separately.

CONFIGURATION	BASS DRUM	TOM TOMS	FLOOR TOMS	SNARE DRUM	TOM HOLDER
HZB728SJ	22" x 18"	08" x 07", 10" x 08", 12" x 09"	14" x 14", 16" x 16"	14" x 5.5"	TH657, AC904 Clamp + 6701-024 L arm
HZB629SJ	22" x 18"	08" x 07", 10" x 08", 12" x 09"	16" x 16"	14" x 5.5"	TH657, AC904 Clamp + 6701-024 L arm
HZB628SJ	22" x 18"	10" x 08", 12" x 09"	14" x 14", 16" x 16"	14" x 5.5"	TH657
HZB529SJ	22" x 18"	10" x 08", 12" x 09"	16" x 16"	14" x 5.5"	TH657
HZB581XC	18" x 14"	10" x 08", 12" x 09"	14" x 14"		TH657, TH653

BASS DRUM		Floor Tom		TOM TOM		SNARE DRUM	
HZBB1814C/B	18" x 14"	HZBF1414C/B	14" x 14"	HZBT807C/B	08" x 07"	HZBS4656	14" x 6.5"
HZBB2018C/B	20" x 18"	HZBF1616C/B	16" x 16"	HZBT1310C/B	13" x 10"		
HZBB2218C/B	22" x 18"	HZBF1816C/B	18" x 16"				

C: Chrome / B: Black-Coated



Built-in adapter for optional boom arm.



Newly designed ITS system with clamp-style tom holder.

THE HORIZON BIG CITY KIT

BIG CITY PLAYERS NEED BIG CITY DRUMS

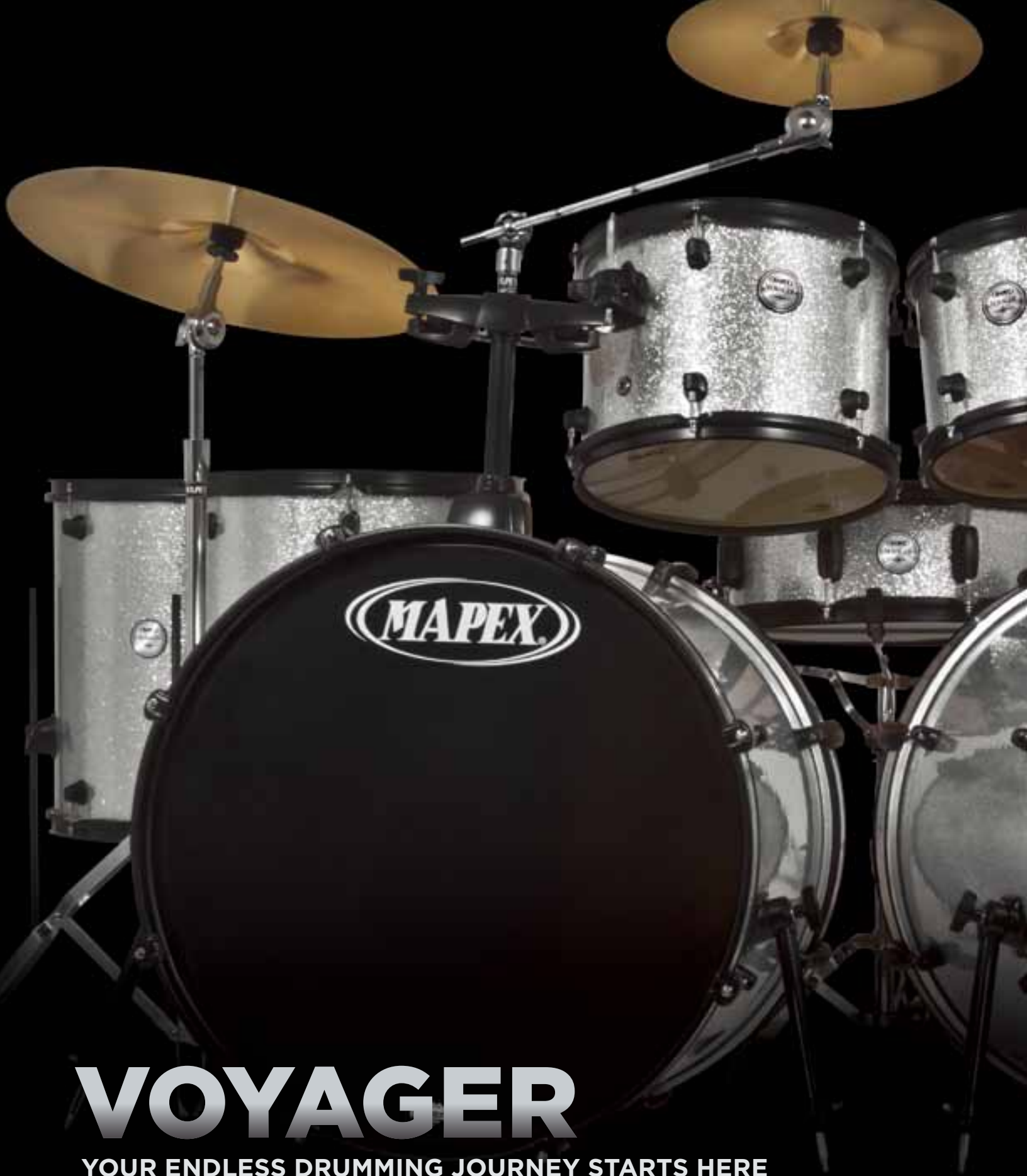
The Mapex Horizon Big City Kit is ideal for clubs and shows where space is tight, loading needs to be quick and efficient and sounding your best is critical. You'll be completely knocked out with the tone and response that the birch and poplar shells deliver. Make all your gigs sound big time with the HZB Big City.



HORIZON BIRCH 4PC "BIG CITY" SHELL PACK (HZB581XCCY)

Transparent Cherry Red, 18" x 14" Bass Drum with Mount, 10" x 08" & 12" x 08" Toms, 14" x 14" Floor Tom, No Snare, Floor Tom Legs (x3), TH657, TH653.

Snare drum, hardware and cymbals sold separately.



VOYAGER

YOUR ENDLESS DRUMMING JOURNEY STARTS HERE

The all-new Mapex Voyager delivers great sound and dynamic looks right out of the box! The Voyager's poplar shells are available in new covered finishes and feature newly designed lugs, cymbals, tom mounts and a double tom holder that accommodates an auxiliary cymbal placement. Start your voyage into drumming in the right direction with Mapex Voyager.



VOYAGER DOUBLE DOWN BASS DRUMSET VR5295USTCZBL+VRBFT248PKBL

Crystal Sparkle, 22" x 16" Bass Drums (x2) with Mount, 08" x 07", 10" x 08" & 12" x 09" Toms, 14" x 14", 16" x 16" Floor Toms, 14" x 5.5" Snare, Floor Tom Legs (x6), TH656 (x2), 18" Ride, 16" Crash & 14" Hi-Hat Mapex Cymbals, B330 Boom, C330 Cymbal, H330 Hi-Hat, P330 Pedal (x2), S330 Snare Stand, T250A Throne.

B53 Boom Arm (CYPK-B53CZPKM) with 10" splash are sold separately.

SHELL FINISH OPTIONS



DK – Black



SW – Snow White



DR – Dark Red



GT – Gray Steel

ADDITIONAL APPOINTMENTS

- » 7.2mm Poplar Bass Drum, Tom & Snare Shells
- » Road Tuff Covered Finishes
- » Chrome Hardware and Black Coated Hardware (Check website/pricelist for available combinations)
- » Mapex 330 Double Braced Series Hardware
- » 1.5mm Steel Flanged Hoops
- » Drum Throne Included
- » Remo UX Drum Heads with Self Muffling Bass Drumhead
- » Limited Lifetime Warranty on Drum Shells
- » 5-year Limited Warranty on Hardware
- » Instructional Setup DVD Included



VR5295USTCZ 5PC "SRO FULLY LOADED"

Dark Indigo, 22" x 16" Bass Drum with Mount, 10" x 08" & 12" x 09" Toms, 16" x 16" Floor Tom, 14" x 5.5" Snare, Floor Tom Legs (x3), TH656, 18" Ride, 16" Crash & 14" Hi-Hat Mapex Cymbals, B330 Boom, C330 Cymbal, H330 Hi-Hat, P330 Pedal, S330 Snare Stand, T250A Throne.

B53 Boom Arm (CYPK-B53CZPKM) with 10" splash are sold separately.



Multi-sustain cymbal felts



Built-in adapter for optional boom arm



Hideaway boom arm

CONFIGURATION	BASS DRUM	TOM TOMS	FLOOR TOMS	SNARE DRUM	TOM HOLDER	CYMBAL STAND	BOOM STAND	SNARE STAND	HI-HAT STAND	PEDAL	THRONE
FULLY LOADED 6PC & 5PC DRUM SETS WITH MAPEX CYMBALS WITH 14" HI-HAT, 16" CRASH, 18" RIDE											
6pc Fully Loaded VR6295USTCZ	22" x 16"	08" x 07", 10" x 08", 12" x 09"	16" x 16"	14" x 5.5"	TH656, AC904 Clamp + 6701-024 L arm	C330	B330	S330	H330	P330	T250A
5pc Fully Loaded VR5295USTCZ	22" x 16"	10" x 08", 12" x 09"	16" x 16"	14" x 5.5"	TH656	C330	B330	S330	H330	P330	T250A
5PC DRUM SETS WITH MAPEX CYMBALS WITH 14" HI-HAT, 18" RIDE											
Standard VR5254TCZ	22" x 16"	12" x 09", 13" x 10"	16" x 16"	14" x 5.5"	TH656	C330		S330	H330	P330	T250A
Jazz VR5044TCZ	20" x 16"	10" x 08", 12" x 09"	14" x 14"	14" x 5.5"	TH656	C330		S330	H330	P330	T250A
5PC DRUM SETS WITH 16" RIDE, 14" HI-HATS											
Big City VR5844TCUS	18" x 16"	10" x 08", 12" x 09"	14" x 14"	14" x 5.5"	TH656	C300		S300	H300	P300	T250A
DOUBLE BASS DRUM ADD-ON PACK											
VRBF284PKC	22" x 16"	08" x 07"	14" x 14"		TH656					P330	
TOM ADD-ON PACK											
VRT807PKC		08" x 07"			AC904 Clamp + 6701-024 L Arm						



VR5844TCUSDK 5PC

Black, 18" x 16" Bass Drum with Mount, 10" x 08" & 12" x 09" Toms, 14" x 14" Floor Tom, 14" x 5.5" Snare, Floor Tom Legs (x3), TH656, 16" Ride and 14" Hi-Hat Mapex Cymbals, C300 Cymbal, H300 Hi-Hat, P300 Pedal, S300 Snare Stand, T250A Throne.

1.



U.S. PATENT PENDING

2.



3.



U.S. PATENT #7,498,501

1. Cylinder-Drive Strainer

The all-new cylinder-drive strainer and butt-end adjuster uses a self-lubricating bearing to ensure smooth operation while providing precise control of the snare tension. The adjustment dial employs "micro-lock" technology that provides a tactile "click" as it's turned, allowing precise control.

2. Premium Snare Wires

All Black Panther Snare Drums feature stainless steel snare wires for crisp, lively action.

3. Sonic Saver Hoops

The all new Mapex Sonic Saver Hoop bridges the gap between flanged hoops and die cast hoops. The unique shaping process creates a profile that reduces wear and tear to both sticks and hands while dramatically enhancing the response and feel of every rimshot.

The Sonic Saver is significantly lighter than a conventional die cast hoop, it won't choke the shell's vibration. The result is a more natural percussive sound with much greater resonance.



BLACK PANTHER

SNARE DRUMS

Working closely with our drum design team, a panel of international Mapex Artists shared their advice and expertise on everything from shell materials and functionality, to sizes and aesthetics.

The result is a collection of unique Black Panther Snare Drums that look fantastic and sound even better. Each drum features hand built and hand finished Black Panther shells and completely redesigned hardware.

Visit blackpanthersnares.com for audio samples of the entire Black Panther Snare Drum line-up.

PANTHER

- › 3mm solid steel seamless shell
- › 2mm seamless steel c&c formed shell
- › 1mm seamless steel c&c formed sound control ring
- › 14" x 5"
- › 6:4 bearing edge

The ultimate Black Panther Snare Drum features a sensitive feel, big volume and a warmer sound than you would ever expect from a metal drum.

BPST450SLN



SLEDGE HAMMER

- › 1.2mm hammered brass shell
- › 14" x 6.5"
- › Traditional 45° bearing edge

Some jobs call for heavy duty equipment. This drum bludgeons its way through the din with extreme volume and a distinct rounded tone.

BLASTER

- › 8.5mm shell constructed from 5.1mm maple shell and 3.4mm walnut reinforcing rings

› 13" x 7"

› 5:5 bearing edge

For an ear-shattering loud and aggressive response, tune this drum to a little higher pitch... and then warn everyone around you.

BPML3700LNWU



BLACK WIDOW

- › 5.1mm maple shell

› 14" x 5"

› 5:5 bearing edge

This full-bodied, versatile drum features extreme sensitivity and a dark, dry tone.

BPML4500LNTB



PHANTOM

- › 5.1mm shell constructed from two exterior 1.7mm birch plies and one interior 1.7mm walnut ply

› 12" x 5"

› 5:5 bearing edge

This drum, with its unique hybrid shell possesses incredible sensitivity that creates a ghostly quality.

BPBW2500CNWA

PHATBOB

- › 12mm maple shell
- › 14" x 7"
- › 2:8 bearing edge

Built to be played hard and loud, this bad boy features an extra thick shell, rounded bearing edges and a deep snare bed for a thick, fat sound.

BPML4700TLNTB



CHERRY BOMB

- › 5.1mm cherry wood shell
- › 13" x 5.5"
- › 1:9 bearing edge

Classic in style and performance, this uniquely sized drum is as distinctive to the ear as it is to the eye.

BPCW3550CNCY

FASTBACK

- › 5.1mm maple shell
- › 12" x 7"
- › 1:9 bearing edge

The size and tuning range of this drum combine to produce a distinctive high pitch with plenty of body making it a great choice for Gospel or R&B.

BPML2700CNIT





VELVETONE

- › 8.1mm shell constructed from one 3mm exterior burl maple ply, one 3.4mm walnut middle ply and one 1.7mm interior maple ply
- › 14" x 5.5"
- › 1:9 bearing edge

Don't be deceived by its beautifully seductive exterior, this drum is wickedly dark with a high degree of sensitivity.

BPMW4550CNUB

MACHETE

- › 1mm steel shell
- › 14" x 6.5"
- › Traditional 45° bearing edge

If you're in need of a drum that can hack its way through the thickest of guitar noise, look no further.

BPST4651LN



BLADE

- › 1mm steel shell
- › 14" x 5.5"
- › Traditional 45° bearing edge

A visually sleek and alluring instrument with razor-sharp tone that carves deeply into any groove.

BPST4551LN



BRASS CAT

- › 1.2mm brass shell
- › 14" x 5.5"
- › Traditional 45° bearing edge

Slightly softer than a steel snare.
This drum produces an aggressive
sound that's incredibly smooth.

BPBR4551ZN



STINGER

- › 1mm steel shell
- › 10" x 5.5"
- › Traditional 45° bearing edge

Tune this drum high and hit it hard.
It'll only hurt for a second.

BPST0551CN



RETROSONIC

- › 8.1mm walnut shell
- › 14" x 5.5"
- › 1:9 bearing edge

This classically styled, beautifully
crafted drum produces a rich,
vintage-style sound.

BPWB4550CNEN



MPX SNARE DRUMS



MPML3600CNL



MPML4550BMB

MPX MAPLE

6.5mm maple shell available in Gloss Natural (NL) or Transparent Midnight Black Lacquer (MB), low-mass lugs, chrome or black hardware, fully adjustable throw-off, Remo UX drum heads.

Available Sizes:

MPML4550CNL – 14" x 5.5"

MPML3600CNL – 13" x 6"

MPML4800BMB – 14" x 8"

MPML4550BMB – 14" x 5.5"

MPML3600BMB – 13" x 6"



MPBC4550CXN



MPBC3600BMB

MPX BIRCH

7.2mm birch shell available in Gloss Natural (NL) or Transparent Midnight Black Lacquer (MB), low-mass lugs, chrome or black hardware, fully adjustable throw-off, Remo UX drum heads.

Available Sizes:

MPBC4550CXN – 14" x 5.5"

MPBC4550BMB – 14" x 5.5"

MPBC3600BMB – 13" x 6"

NEW**MPST4550****MPST4558H****MPX STEEL**

1.0mm steel shell, chrome finish, low-mass lugs, chrome hardware, fully adjustable throw-off, Remo UX drum heads.

Available Sizes:

MPST4550 – 14" x 5.5"

MPST3354 – 13" x 3.5"

MPST0554 – 10" x 5.5"

MPST4558H – 14" x 5.5" (hammered Steel)

MAPEX SNARE DRUMS

NEW**MPST4351****MPBW4350****MAPEX STEEL**

1.0mm steel shell, chrome finish, chrome hardware, Remo UX drum heads.

Available Size:

MPST4351 – 14" x 3.5"

MAPEX POPLAR

7.2mm Poplar shell, chrome hardware, DK black covering, Remo UX drum heads.

Available Size:

MPBW4350 – 14" x 3.5"

FALCON

FALCON SINGLE PEDAL

(P1000)

The Falcon's sensationally smooth feel is generated through the hollow inox steel drive shaft that significantly reduces drag and excess weight.

Reversible beater head comes with interchangeable 10g & 20g inserts.

Let your feet fly...

The Mapex Falcon is the smoothest bass drum pedal you'll ever play. Every function and adjustment has been engineered to make Falcon feel as if it's an extension of your foot. Elevate your performance to a new level and let your feet fly with Falcon from Mapex.

Independently adjustable footboard and beater angles enable you to fine tune your ideal combination of playing comfort and force of stroke.

Uniquely sculpted footboard accommodates to any foot angle and operates with minimal expended energy.

Falcon's footboard design provides the feel of a longer board without the additional weight or mass.



FALCON DOUBLE PEDAL

P1000TW

Left foot pedal also available (P1000LTW).

1. Falcon's compact footprint affords more room to comfortably position your hi-hat and snare stands.
2. The Falcon's patented Talon bass drum hoop clamp features locking claws that move independently from the pedal frame. Even if your bass drum is pitched at a severe angle, the pedal's remains flat to the floor and securely clamped to the drum for the utmost comfort and security.
3. Dual-axle design ensures equal beater impact for consistent sound and incredible feel.



FALCON

DIRECT DRIVE

Every ounce of your energy can now be transferred directly into the drum. The Falcon is now available in a Direct Drive version P1000D single and a P1000DTW double.

Let your feet fly... **FASTER.**



FALCON DIRECT DRIVE PEDAL

P1000D Single Pedal
P1000DTW Double Pedal
(Left lead models also available)

FALCON PEDAL ACCESSORIES



SCAN FOR INFORMATION



AC1000D FALCON DIRECT DRIVE PACK

Adding direct drive to your Falcon Pedal takes only minutes. Simply remove the two screws from the existing chain mechanism and replace the chain with the Direct Drive.



DRUM BEATER AND WEIGHT PACK ACCESSORIES

AC1000BPK - Single BD Beater Pack with 10g and 20g Weight Set
AC1000W - 10g and 20g Weight Set

Raptor

DIRECT DRIVE PEDALS

THE SMOOTHEST STEP TO SPEED

The Raptor has all of the power, stability and security you would expect from a direct drive pedal, but has the feel that you can only get from a chain pedal. Once you play it, you'll immediately understand why the Mapex Raptor is the only pedal with a smooth step to speed.

RAPTOR SINGLE & DOUBLE PEDALS

P900D Single Pedal

P900DTW Double Pedal

(Left lead models are also available.)



1. Experience an exceptionally smooth stroke and recoil motion through Raptor's independently moving torque-free spring mechanism.
2. Reversible beater head comes with interchangeable 10g and 20g inserts.
3. Direct Drive delivers the power, stability & security you expect from a direct drive pedal, with the feel that you only get from a chain pedal.
4. Compact 4.44" footprint affords more room to comfortably position your hi-hat and snare stands.

P710 SERIES BASS DRUM PEDALS

YOUR FIRST BIG STEP

Every first step is a big deal and your first bass drum pedal is no exception. It has to be fast, rugged and, of course, look cool! The new Mapex P710 Series drum pedals are changing the rules of what a bass drum pedal should be.

The P710 Series pedals start with a strong and solid double chain that will handle all of the fast footwork you can throw at it. The P710's solid steel base plate with adjustable spurs provides all of the strength and stability you'll ever need.

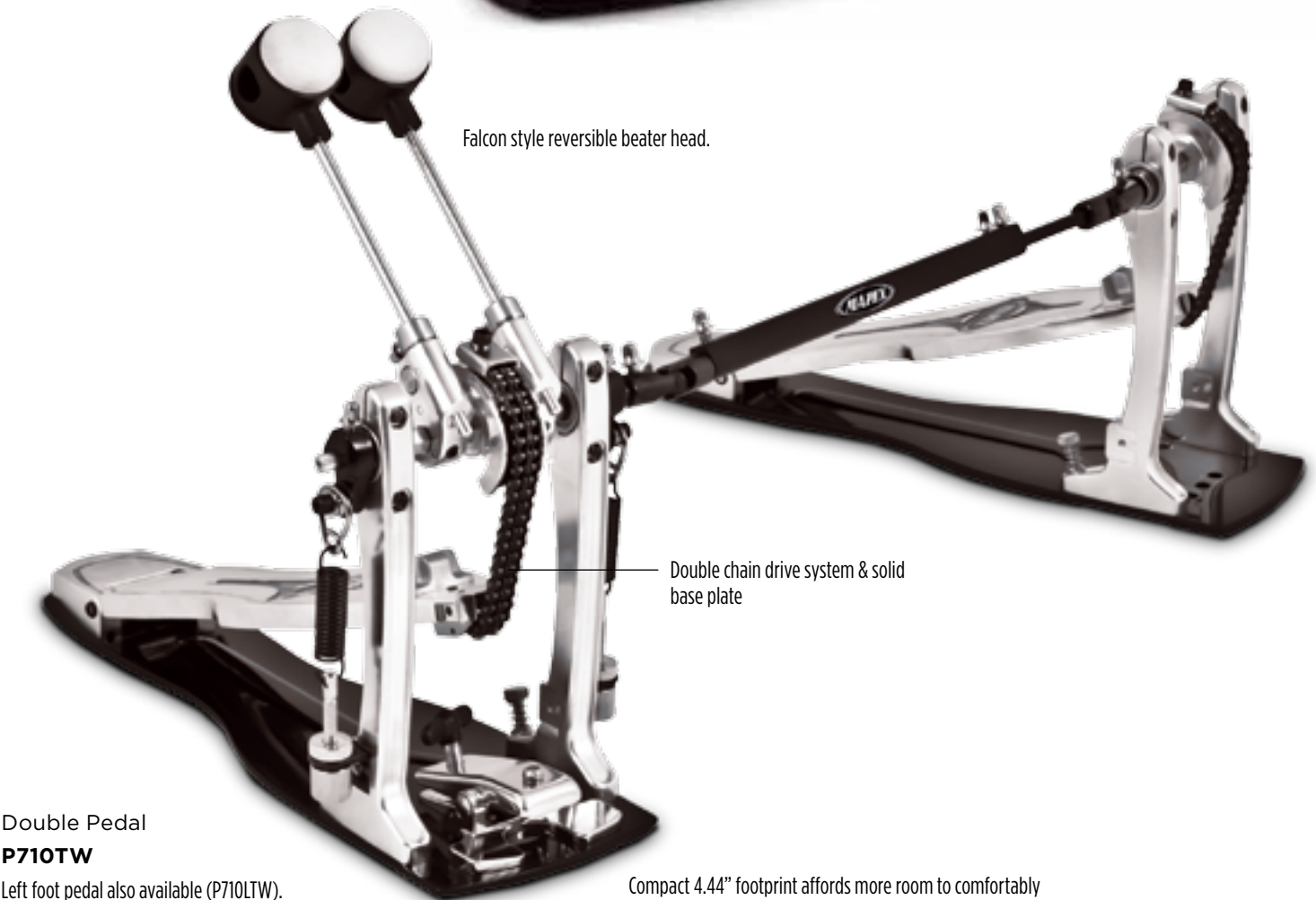
Make the Mapex P710 bass drum pedal your very first big step.

Left foot pedal also available (P710LTW).

Single Pedal
P710



Falcon style reversible beater head.



Double chain drive system & solid base plate

Double Pedal
P710TW

Left foot pedal also available (P710LTW).

Compact 4.44" footprint affords more room to comfortably position your hi-hat and snare stands.

P500 SERIES BASS DRUM PEDALS

Mapex Pedals are made of solid steel components and are engineered to be reliable, durable and most importantly playable. Adjustments are made quickly and easily, keeping drummers going night after night.

Single Pedal
P500

Double Pedal
P500TW

	FALCON P1000 SERIES			RAPTOR P900D SERIES			P710 SERIES			P500 SERIES	
MODEL	P1000	P1000TW	P1000LTW	P900D	P900DTW	P900DLTW	P710	P710TW	P710LTW	P500	P500TW
DRIVE	Double Chain			Direct Drive			Double Chain			Single Chain	
CAM	Rotating Cam										
TORQUE FREE SPRING SYSTEM	Yes			Yes							
BEATER	Reversible Beater			Reversible Beater			Reversible Beater			Dual-Tone ABS Beater	
BEATER WEIGHT	10g/20g			10g							
HOOP CLAMP	Talon Bass Hoop Clamp			Adjustable Hoop Clamp							

DRUMMER'S THRONES

THE BEST SEAT IN THE HOUSE

Playing and sounding your best is about more than your drums. Feeling comfortable and secure while you play is every bit as important. The new Mapex T770 and T775 Four Point Support Thrones provide comfort and stability for every gig.

The heavy-duty four-leg design keeps you completely stable and perfectly balanced while playing. The threaded steel spindle allows precise height adjustment from 18 to 26 inches. A memory lock secures your desired seat height so you're completely comfortable every time you play.

All Mapex thrones are durable, stable and comfortable. With a wide variety of sizes available drummers are sure to find a perfect fit.



Saddle Support Throne
T775



Round Support Throne
T770

Choose from the 14" round or the 17" wide saddle-style seat. Both have a 4" cushion. The removable backrest can be adjusted horizontally and vertically to provide critical lower back support.

When it's your time to perform, make sure you have the best seat in the house with the Mapex T770 and T775 Four Point Support Thrones.



T765A



T765ASER



T755A



T575A



T750A



T570A



T561A



T270A

MODEL	T775	T770	T765A	T765ASER	T755A	T750A	T575A	T570A	T561A	T270A
CUSHIONED SEAT	Saddle Style	Round	Saddle Style			Round	Saddle Style	Round		
DIMENSION	17" Wide x 4" Thick	14" Wide x 4" Thick	17" Wide x 4" Thick			14" Diameter x 4" Thick	17" Wide x 4" Thick	14" Diameter x 4" Thick	13" Diameter x 2.5" Thick	12" Diameter x 2.5" Thick
SEAT	Durble Soft-Vinyl		Cloth Top	Burgundy Cloth Top	Durable Soft-Vinyl	Durable Soft-Vinyl				
HEIGHT ADJUSTMENT	Threaded Steel Spindle w/ Memory Lock						Tube Collar Lock		Threaded Steel Spindle	5 Position Bolt Lock
HEIGHT	18"-25"		18"-26"			16.1"-24.4"			17.3"-22"	
LEGS	Double Brace/Four Point Support		Double Brace							
BACK SUPPORT	Yes									

MAPEX CYMBAL STANDS

Mapex boom stands are available with a wide range of options to fit every drummers' needs. Mapex boom stands feature either die cast memory locks or clamp style memory locks for security and ease of set-up, slip-proof nylon inner sleeves for rattle-free playing and heavy duty skid resistant rubber feet for stability.



NEW
B1000

The cymbal/hide away boom arm can easily serve as a straight stand.

Spring loaded hinged memory locks secure your stand position quickly and effortlessly.

The advanced multi-versatile rotating mechanism in the Super-Glide-Stepless tilter allows for easy cymbal placement into any position.

B710



Mapex B1000 Features



The new Mapex quick-release cymbal accentuators makes cymbal installations and breakdowns a breeze with the push of a button.



The boom ratchet is marked for easy set-up & re-set of the boom arm, and comes standard with memory lock and a single adjustment thumb screw for fast tilter adjustments.

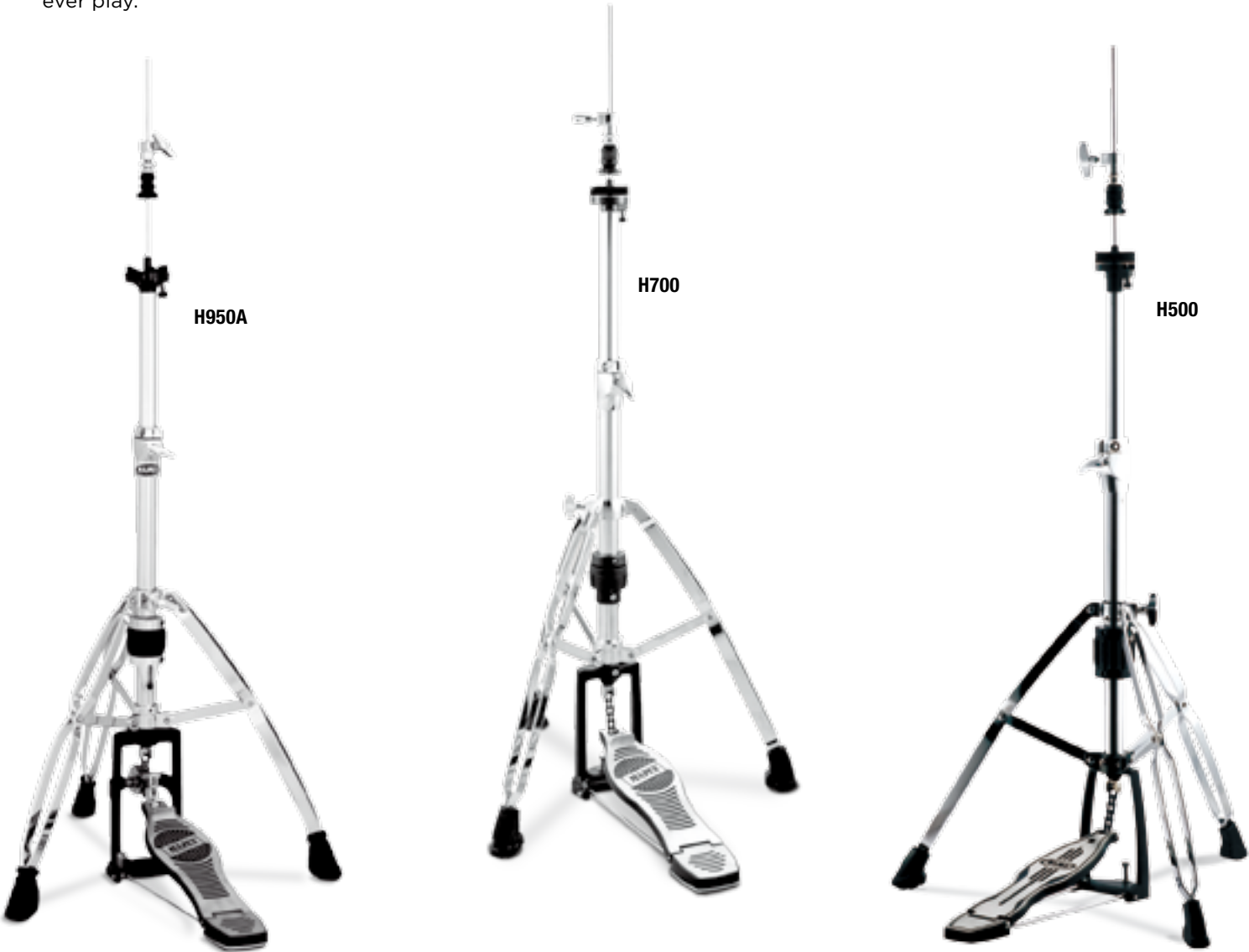
MODEL	B1000	B710	B700	B500	B330
CYMBAL TILTER	Omni-Glide Stepless	Super-Glide Stepless		Multi-Tooth Ratchet	
OS CYMBAL ACCENTUATORS	Quick Release	Multi-Sustain Cymbal Felts			
BOOM ARM	Knurled Hideaway	Knurled	Knurled Hideaway		
TUBE CONSTRUCTION	Three-Tiered Height Adjustment with Molded Nylon Insert			Dual Tube Construction with Slip-Proof Nylon Inner Sleeve	
LOCKS	Re-Engineered Clamp Style Memory Locks; Ergonomically Design Wing Nuts				NA
LEGS	Double Braced				
FEET	Slip-Proof Rubber			Re-Designed Slip-Proof Rubber	



MODEL	C700	C500
CYMBAL TILTER	Super-Glide Stepless	Multi-Tooth Ratchet
OS CYMBAL ACCENTUATORS	Multi-Sustain Cymbal Felts	
TUBE CONSTRUCTION	Three-Tiered Height Adjustment	Dual Tube Construction with Slip-Proof Nylon Inner Sleeve
LOCKS	Re-Engineered Clamp Style Memory Locks; Ergonomically Design Wing Nuts	
LEGS	Double Braced	
FEET	Re-Designed Slip-Proof Rubber	

MAPEX HI-HAT STANDS


With features that rival the most costly models, Mapex hi-hat stands are built to give superior control and maximum flexibility. Durable chrome steel tubing provides a strong and attractive framework for the most durable hi-hat stand drummers may ever play.



MODEL	H950A	H700	H500
DRIVE	Tru-Direct-Pull Drive System	Direct Drive	
TENSION ADJUSTMENT	10-Stop Wide-Range		Variable Tension Adjustment
OS CYMBAL ACCENTUATOR FOR TOP CYMBAL	Yes	Multi-Sustain Cymbal Felts	
SEAT	Fully Adjustable Tri-Nodal Cymbal Seat	Heavy Duty Felt Bottom Cymbal Seat	
DUAL TUBE CONSTRUCTION	With slip-proof nylon inner sleeve		
LOCKS	Die Cast Memory Locks	Re-Engineered Clamp Style Memory Locks	
FLOOR SPIKES	Retractable		
LEGS	Double Braced		
LEG ASSEMBLY	360° Rotating		Fixed
FEET	Slip-Proof Rubber	Re-Designed Slip-Proof Rubber	
PEDAL/FOOTBOARD	Adjustable Footboard Angle	Newly Designed Pedal Platform; Chain-Pull Drive System	

MAPEX SNARE STANDS

Mapex snare stands are designed to allow drummers precise positioning and stable balance of snare drums, while allowing the drum to resonate freely.



The snare basket is positioned to the center of the stand for better balance.



Mapex S1000 Features



Easy-Grip Handle provides effortless snare positioning, while the omni ball allows for maximum snare adjustment.



Feet spikes can be activated to prevent snare stand from creeping.

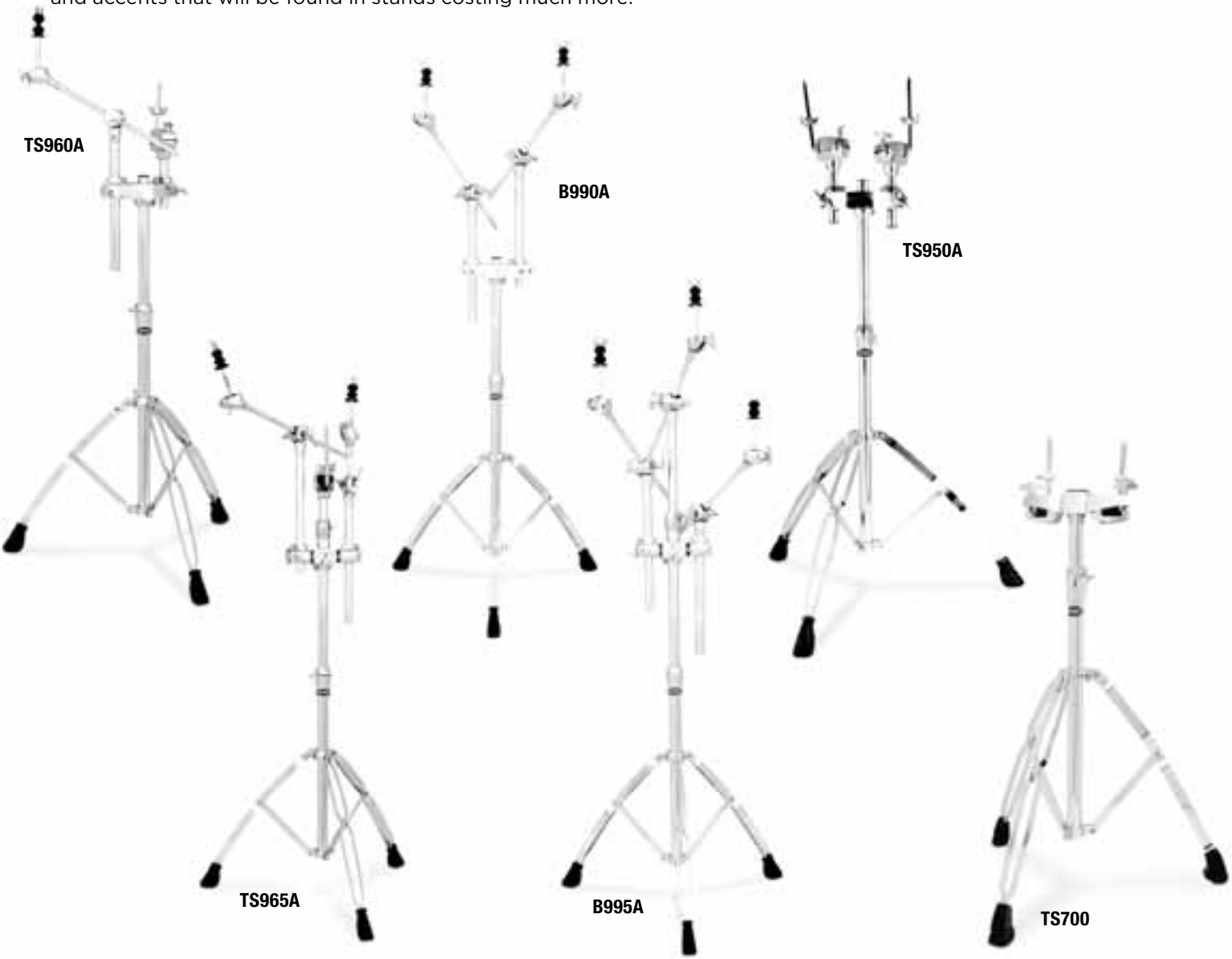


Bottom adjustment mechanism provides additional higher or lower height adjustment.

MODEL	S1000	S700	S500
SNARE BASKET TILTER	Universal Ball-In-Socket /Center Position	Multi-Tooth Ratchet	
DUAL TUBE CONSTRUCTION	With Slip-Proof Nylon Inner Sleeve		
LOCKS	Re-Engineered Clamp Style Memory Locks		
LEGS	Double Braced		
FEET	Slip-Proof Rubber with Adjustable Spikes	Re-Designed Slip-Proof Rubber	

MAPEX MULTI-USE STANDS

Whatever the set-up, Mapex makes a multi-use stand that will reduce the amount of hardware drummers carry to and from gigs. Mapex stands are built with versatility and durability in mind and include features and accents that will be found in stands costing much more.



NA

	COMBO STANDS		DOUBLE BOOM STAND	TRIPLE BOOM STAND	TOM STAND	
MODEL	TS960A	TS965A	B990A	B995A	TS950A	TS700
CYMBAL PLACEMENT	1	2		3	NA	NA
TOM HOLDER	1	1	NA	NA	2 independently adjustable	2
CYMBAL TILTER	Universal ball-in-socket				NA	NA
TOM ARM	Universal ball-in-socket		NA	NA	Universal ball-in-socket	
TUBE CONSTRUCTION	Dual tube construction with slip-proof nylon inner sleeve					
BOOM ARM	Knurled Hideaway				NA	NA
AUXILIARY BOOM PLACEMENT	NA				NA	NA
OS CYMBAL ACCENTUATORS	Yes				NA	NA
LOCKS	Die cast memory locks					New re-engineered clamp-style memory locks
LEGS	Double braced					

MAPEX MULTI-CLAMPS



B53

Two piece hideaway boom cymbal arm (12")
Tube size is 3/4"



B74

Two piece hideaway boom cymbal arm (12")
Tube size is 3/4"



B75

Two piece hideaway boom cymbal arm (12")
Tube size is 7/8"



B78

Two piece hideaway boom cymbal arm (20.1") with 2.2 lb. counterweight
Tube size is 7/8"



CH72

Auxiliary remote hi-hat



TH685

Double Tom Holder for Orion



TH682

Double Tom Holder for Saturn



TH676

Double Tom Holder for Meridian



TH657

Double Tom Holder for Horizon



TH656

Double Tom Holder for Voyager



TH653

Single Tom Holder for Horizon/Voyager
Tube size is 1"



TH684

Single Tom Holder for SW/Orion (Clamp Mount)
Tube size is 7/8"



TH683

Single Tom Holder for SW/Orion (Bass Drum Mount)



6705-075A

Tube expander allows TH684 Single Tom Arm (7/8") to fit into standard size bass drum tom holder receiver (1")

CYMBAL ARMS & HOLDERS



AC913

Cowbell/Accessory holder for cymbal stand



AC912

Cowbell/Accessory holder for bass drum



AC911

Add-on boom arm with combination multi-clamp



AC910

Horizontal adjustable multi-purpose clamp



HI-HAT CLUTCH

Hi-Hat Model	Part Number
H700	2681-346A



AC908

Cymbal/Tom arm and multi-purpose platform with center hole to fit most stands



AC906

Bass drum/hi-hat attachment clamp



AC903

Combination center-ratchet adjustable multi-purpose clamp



AC902

Dual-angle adjustable multi-purpose clamp



HI-HAT CLUTCH

Hi-Hat Model	Part Number
H330 (not shown)	2681-346X
H500	2681-346A
H950A/H750A/H350A	2680-346A



AC909

Adjustable bass drum lift for Mapex bass drums



4680-515A

Tri-Tonal Bass Drum Pedal Beater



REPLACEMENT LUGS (4-pack)

Fits Saturn and Orion Bass Drums when removing tom mount apparatus.

Part No.	Plating
0702-D02A4	Chrome
0712-D13A4	Black
0702-D07A4	Gold

ACCESSORIES



LOGO BASS DRUM HEADS

Remo Weatherking Ambassador Ebony
Powerstroke Front Head

Model	Size
0318-620BB-MP	20-inch
0318-622BB-MP	22-inch
0318-624BB-MP	24-inch

Remo UT Self-Muffling Ebony Front Head

Model	Size
0237-K18CB-MP	18-inch
0237-K20CB-MP	20-inch
0237-K22CB-MP	22-inch
0237-K24CB-MP	24-inch



SONIC SAVER FOR SNARE

Hoop	Model#	Diameter	Finish
Top hoop	0147-1006	10"	Chrome
Bottom hoop	0147-10061	10"	Chrome
Top hoop	0147-1208	12"	Chrome
Bottom hoop	0147-12081	12"	Chrome
Top hoop	0147-1308	13"	Chrome
Bottom hoop	0147-13081	13"	Chrome
Top hoop	0147-1308BB	13"	BL brushed
Bottom hoop	0147-13081BB	13"	BL brushed
Top hoop	0147-1410	14"	Chrome
Bottom hoop	0147-14101	14"	Chrome
Top hoop	0147-1410BB	14"	BL brushed
Bottom hoop	0147-14101BB	14"	BL brushed
Top hoop	0147-1410AB	14"	Brass brushed
Bottom hoop	0147-14101AB	14"	Brass brushed



SNARE WIRES

Available in Chrome plated and Stainless.

Part No.	Length	Strands	Plating
1S584850	10-inch	16	Stainless
1S582850A	10-inch	16	Chrome
1A396850A	12-inch	20	Stainless
1A394a850A	12-inch	20	Chrome
1K396850A	13-inch	20	Stainless
1K394850A	13-inch	20	Chrome
18794850A	14-inch	20	Chrome
18796850A	14-inch	20	Stainless
1F6W0850	13-inch	42	Chrome
187W0850	14-inch	42	Chrome



MAPEX ROLLING HARDWARE BAG

Durable fabric Mapex rolling hardware bag with side compartments holds up to six pieces of hardware including stands and pedals.

Bag Dimensions (length x width x height):
38" x 14" x 10"

PMK-M113



MAPEX PEDAL BAGS

Designed specifically for Mapex single and double pedals, these rugged nylon pedal drum bags offer safe transport and protection of any Mapex foot pedal. Each bag comes with sturdy carrying handles as well as a detachable adjustable shoulder strap.

PDBG4500TW (double pedal bag)

PDBG4835 (single pedal bag)



PADDED DRUM BAG SETS

Soft gig bags embroidered with the Mapex logo. Features padded compartments and handles, reinforced zippers.

Model	Configuration	Sizes (in.)
DB-T04204	Jazz (5044)	20 Bass, 10 & 12 Tom, 14 Floor Tom, 14 x 5.5 Snare
DB-T26204	SRO (5295)	22 Bass, 10 & 12 Tom, 16 Floor Tom, 14 x 5.5 Snare
DB-T26324	Standard (5255)	22 Bass, 12 & 13 Tom, 16 Floor Tom, 14 x 5.5 Snare



PRACTICE PAD

Mapex Practice Pad (8" and 12") features a unique design for quiet, varied practice routines.

Part No.	Size
PRPD-08	8"
PRPD-12	12"



MAPEX MULTI-SUSTAIN CYMBAL FELTS
3481-355X



MAPEX DRUM KEY

New ergonomic drum key works with tension & adjustment screws from most manufactures.

KZWA059



MAPEX LOGO STICKERS

Features Mapex "Swirl" logo in 6" size. Ideal for bass drumheads and road cases.

1900M12110 (Black)
1900M12110W (White)



See the entire selection of Mapex Drums and Hardware at mapexdrums.com. Product specifications described herein are subject to change without notice. Cymbals are not included, except where indicated. Some items may only be available via special order, see dealer for details.

Due to limitations in photographic and lithographic processes, illustrated colors may vary slightly from actual colors offered. Since wood grain patterns appear randomly in raw materials, wood grain on product pictured will differ from actual product.

Black Panther®, ITS™ OS Cymbal Accentuators™ and Tri-Nodal are trademarks of Mapex, Incorporated. Remo® is a registered trademark of Remo®. Mapex® is a registered trademark of Mapex®. Mapex thanks MEINL, PAISTE, SABIAN and ZILDJIAN for their support in product photography.

Pictured on front cover, XXX XXX, Venue, City, ST. © 2012 KHS America.